



CERTIFICATE OF ANALYSIS

Purified AAV2-EMPTY (Lot 21-363)
(for research use only)

Storage Conditions

The AAV vectors should be stored at -80°C for long term usage. When storing for frequent use, 4°C is recommended. Avoid storing at -20°C. The plasmid should be stored at -20°C for long term usage.

Shelf Life

5 years when stored at -80°C. (AAV)

Shipping Conditions

Dry Ice International Priority

Description

AAV2-empty was produced in insect Sf9 cells by infection with rBV-inCap2-inRepCap-kozak-hr2 (V449) (Fig 2).

The vectors were purified through 2 rounds of CsCl ultracentrifugations. The CsCl was removed through buffer exchange with 2 PD-10 desalting columns. The final AAVs are in 1xPBS+100mM sodium citrate+0.001% pluronic F-68 buffer.

The vectors are for research use only, not for any human use.

Capdis Titer

Lot 21-363: 2E+13 vg/ mL (final diluted)



Quality Control Data

The vectors were sterilized with 0.22 μ m filter. SDS-PAGE and InstantBlue Staining (Expedeon) verified the purity of the vectors (Fig. 1). OD analysis determined the capsid titers of the empty AAV samples. Real-time PCR analysis determined the titers of the full AAV samples.

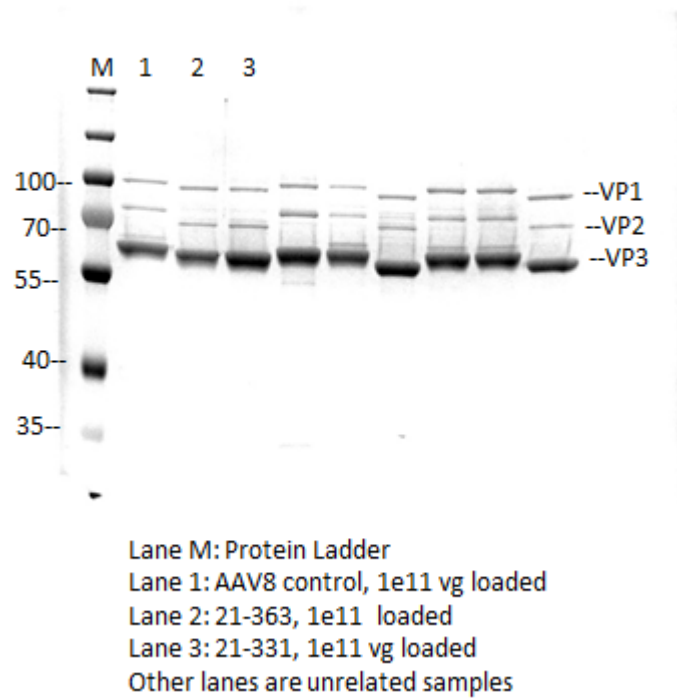


Fig. 1. SDS-PAGE and InstantBlue Staining of purified AAV2-empty (Lot: 21-363).



Plasmids map

Created with SnapGene®

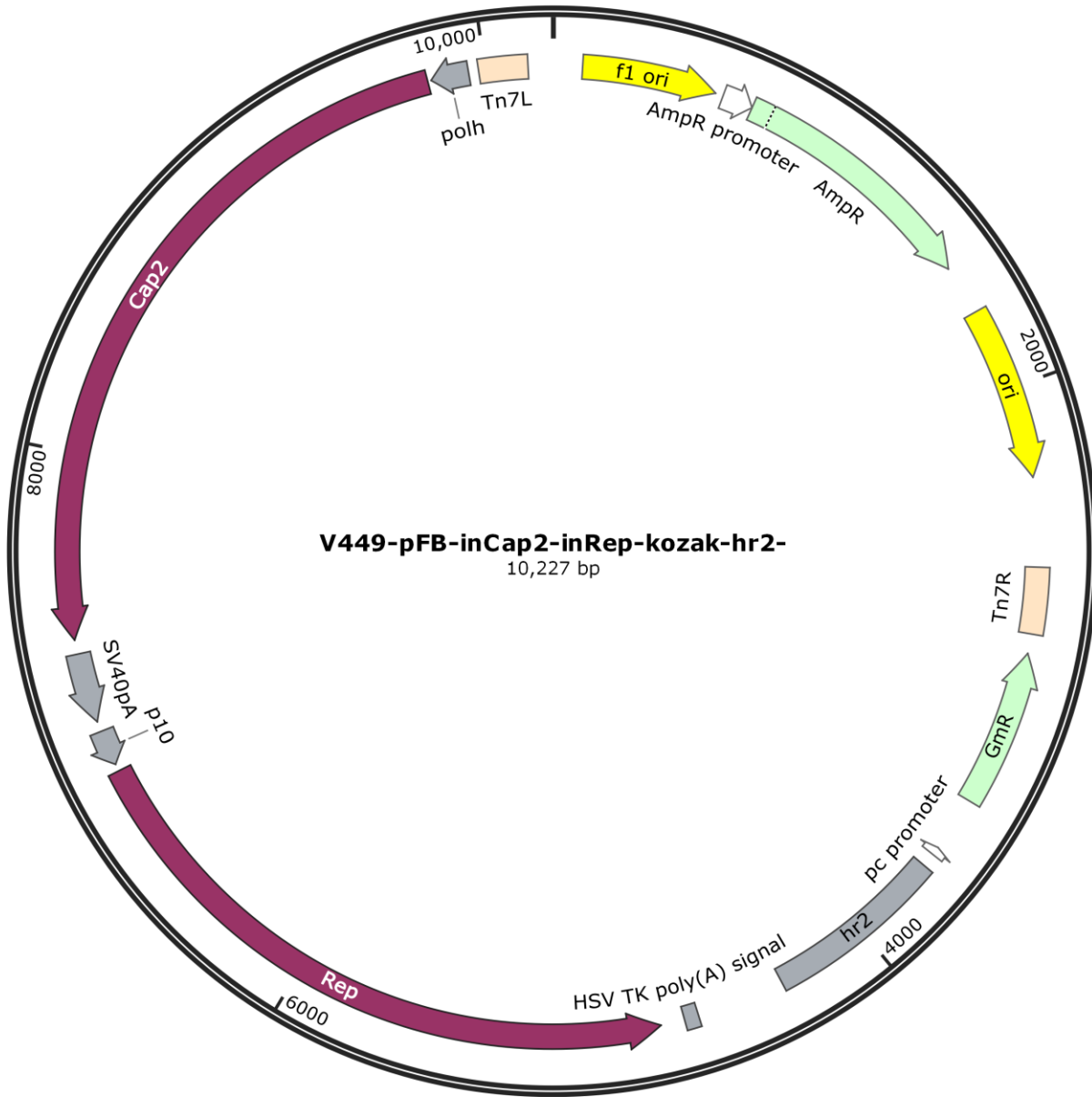
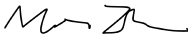


Fig. 2. Diagram of plasmid used to generate rBV- inCap2-inRepCap-kozak-hr2 (V449).

Approved by:  Monday, September 13, 2021